



1 unit 9, 10 detail layout plan
Scale: 1/8" = 1'-0"


GENERAL NOTES:

- 1: all walls to be inspected and approved by geotech and structural engineer.
- 2: ensure positive drainage behind all walls and throughout site.
- 3: all walls to conform to West Vancouver municipal bylaws and Rogers Creek Area 6 Design Guidelines
- 4: all landscape works (including boulevard areas) to be automatically irrigated
- 5: where soft landscape areas meet building foundation wall, 12"-18" wide gravel drain strip to be installed at landscape grade.


DRAWING LEGEND:

- design grade - imperial (proposed)
- cip retaining wall
- vegetated MSE wall

PAVING IMAGES




liner driveway pavers




large format patio pavers

PLANTING IMAGES



vegetated mse wall



swale with large boulders

Revisions:

1. Issued for Client Review - January 25, 2018
2. Issued for DP - April 10, 2018

Consultants:

Project:
Area 6 Lot 4,
West Vancouver, BC

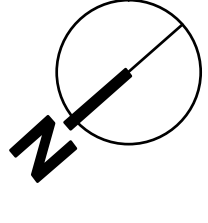
Title:

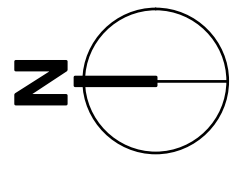
Unit 9 & 10 Layout Plan

Drawn:
Date: Mar 2017
Scale:
As Noted.

FORMA DESIGN INC. 2018
All rights reserved. No part of this publication may be reproduced, stored in a retrieval system, or transmitted, in any form or by any means, electronic, mechanical, photocopying, recording, or by any information storage and retrieval system, without the prior written permission of Forma Design Inc.


Project No: 17.038
Sheet No: L5 of 11





1 Planting Plan
Scale: 1" = 30 ft

PLANT IMAGES



PLANT LIST - ON SITE

ID	Latin Name	Common Name
TREES		
apf	Acer circinatum 'Pacific Fire'	Pacific Fire Vine Maple
SHRUBS		
gp	Gaultheria procumbens	Creeping Wintergreen
gs	Gaultheria shallon	Salal
Ma	Mahonia nervosa	Oregon Grape Holly
Mn	Mahonia nervosa	Dwarf Oregon Grape
psb	Philadelphus x 'Snowbelle'	Snowbelle Mock Orange
Phs	Physocarpus opulifolius	Ninebark
Rh4	Rhododendron 'PJM'	PJM Rhododendron
Rh1	Rhododendron catawbiense	Catawba Rhododendron
Ris	Ribes sanguineum	Red Flowering Currant
sbt	Spiraea betulifolia 'Tope'	Tope Birchleaf Spirea
smb	Symphoricarpos x doorenbosii 'Magic Berry'	Magic Berry Coralberry
Vet	Vaccinium ovatum 'Thunderbird'	Thunderbird Evergreen Huckleberry
PERENNIALS & GROUNDCOVER		
ar	Arctostaphylos uva-ursi 'Vancouver Jade'	Bearberry, Kinnikinnick
ble	Blechnum spicant	Deer Fern
pol	Polystichum munitum	Western sword fern
ORN. GRASSES & BAMBOO		
ogn	Ophiopogon japonicus 'Nanus'	Dwarf Mondo Grass

FOREST RESTORATION AREA

- NATIVE PLANT MIX:**
- Acer circinatum 'Pacific Fire'
 - Gaultheria shallon
 - Mahonia aquifolium
 - Symphoricarpos x doorenbosii 'Magic Berry'
 - Vaccinium ovatum 'Thunderbird'
 - Polystichum munitum

VEGETATED MSE WALL

- PLANT MIX:**
- Arctostaphylos uva-ursi
 - Blechnum spicant
 - Gaultheria procumbens
 - Mahonia repens
 - Sedum angelifina

Planting Notes

- All materials and execution of landscape works shall conform to the CLS/B.C.N.T.A. Landscape standard. Refer to written specifications for complete landscape documentation.
- All landscape works (including boulevard) to be automatically irrigated.
- The Landscape Contractor shall ensure that the on-site planting medium/soil meets the specification & recommendations of the soil analysis taken at the time of Substantial Completion. All recommendations of the soil analysis shall be executed prior to Final Acceptance of the landscape works by the Consultant and the municipal authorities.
- Minimum planting medium depth: 300 mm. shrubs - 18"/450 mm. trees - 24"/600 mm. (around & beneath rootball)
- All plant material shall meet minimum size requirements as indicated in plant list. Quality of plant material and grading of site to conform to the B.C.N.T.A. standard for container grown stock.
- All plant material to be supplied on the job site must be obtained from a nursery participating in the BCLNA Phytophthora rotomum Certification Program. Plant material provided by the contractor found to be carrying Pr will be removed, disposed of and replaced at the contractor's expense.
- Tree Protection Measures
Where construction, demolition, or excavation is to take place within 4m of the drip line of a tree to be retained, a protection barrier at least 40" (1.2m) in height must be installed around the tree or group of trees to be retained. The diameter of the barrier shall be no smaller than the drip line of the tree(s). The barrier must be constructed of snow fencing staked every 3' and construction is complete. The barrier shall clearly display all-weather signage indicating that the area is a protected zone. Any work which must be done within the protection zone is to be done by hand. No burning is to take place close enough for the flames or heat to damage any tree to be retained.

Revisions:

- Issued for Client Review - January 25, 2018
- Issued for DP - April 10, 2018

Consultants:

Project:
Area 6 Lot 4,
West Vancouver, BC

Title:

Planting Plan

Date:
18 Mar 2017

Scale:
As Noted.

Project No.:
17.038

Sheet No.:
L6 of 11